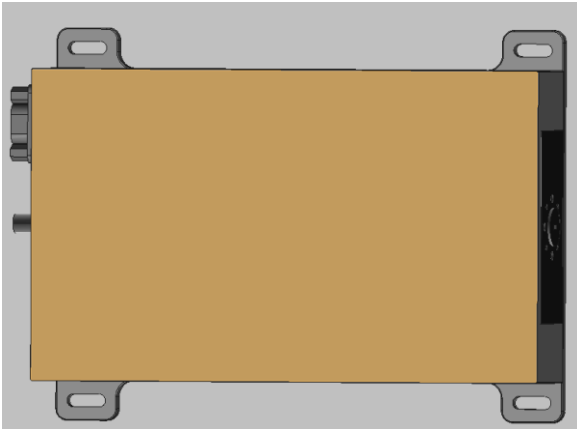


Full E Band Active Multiplier

2022-8-1

60-90GHz High Power=+25dBm ,WR-12



Description:

AT-AM6-6090-25GN is a full E band, active x6 frequency multiplier. The multiplier has an input frequency of 10-15 GHz with a typical output +25dBm from 60-90GHz.

The integrated input and output buffers deliver high output power at a low drive level. The multiplier also has a typical harmonic suppression. The input port is SMA female, and the output is WR-12. Other port configurations are available under different requirement.

More information, please visit www.atmicrowave.com

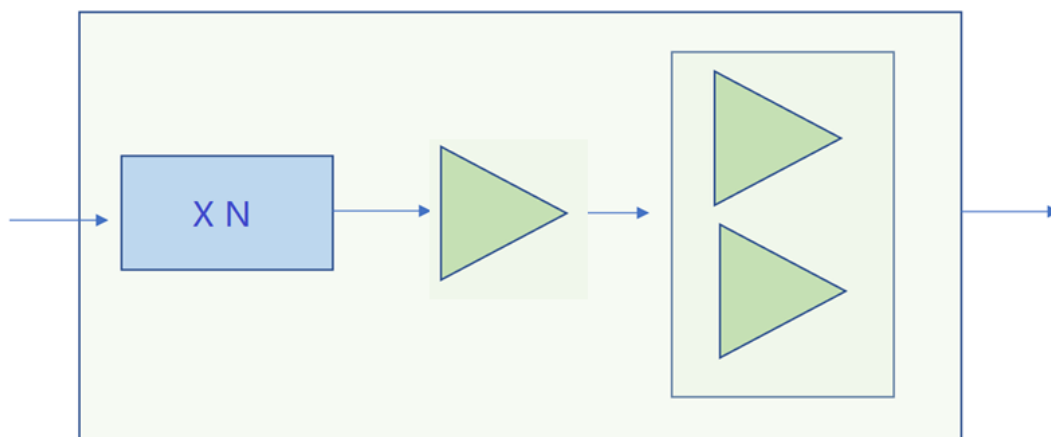
Feature

- ✓ Frequency: 60-90GHz
- ✓ Pout: +25dBm typical
- ✓ Input: 10-15GHz
- ✓ Low Harmonics

Application

- ✓ E band Communication
- ✓ Test Equipment
- ✓ ROF (RF Over Fiber)
- ✓ Radar System

Block Diagram





AT-AM6-6090-25GN

Active Multiplier x6, 60-90GHz Pout=+25dBm

Electronical Specifications:

Parameter	Min	Typical	Max
Input Frequency	10GHz		15GHz
Input Power	+0 dBm	+3dBm	+7dBm
Multiplier Factor		X6	
Output Frequency	60GHz		90GHz
Output Power	+24dBm	+25dBm	
X5/X7 Harmonic Suppression vs X6		-25dBc	
Drain Voltage		+24V	+28V
Idd/Current		1.2A	1.5A
Spec Temp		25C	

Mechanical Information

Item	Description
Input Port	SMA Female
Output Port	WR-12
Case Material	Copper
Finish	Gold Plated
Weight (Without Heatsink)	750g
Size:	See outline





AT-AM6-6090-25GN

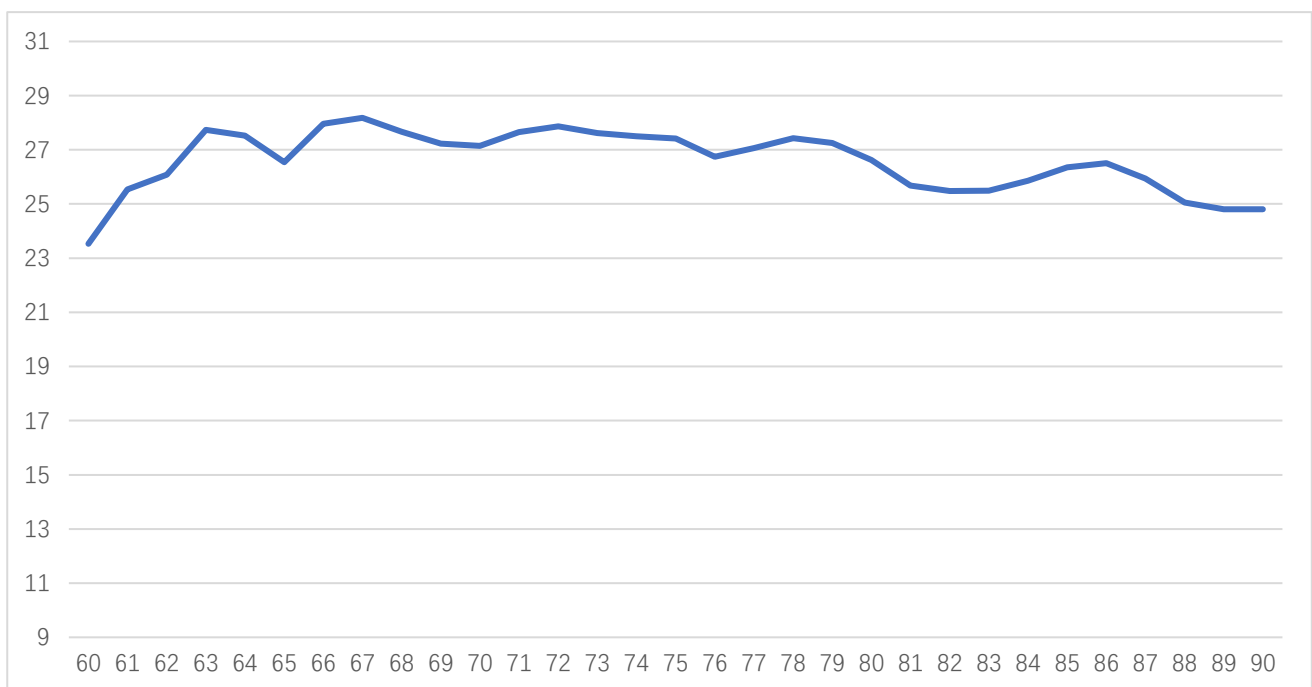
Active Multiplier x6, 60-90GHz Pout=+25dBm

Absolute Maximum Ratings Table

Parameter	Value
Drain Supply	+9V
RF Input Power	+20dBm
Operating Temperature	0 to +50C
Storage Temperature	-65 to +150C

Notes:

- ✓ Datasheet may be changed according to update of MMIC, Raw materials , process, and so on.
- ✓ This data is only for reference, not for guaranteed specifications.
- ✓ Please contact AT Microwave team to make sure you have the most current data.
- ✓ Always pay attention to the temperature of the case, heatsink and fan are required if case temperature exceeds over 50C.



Psat vs Frequency

